



Match each table with the appropriate graph.

**Answers**

1)

Team	Points Scored
Cubs	
Turtles	
Hawks	
Panthers	
Rangers	

2)

Team	Points Scored
Cubs	
Turtles	
Hawks	
Panthers	
Rangers	

3)

Team	Points Scored
Cubs	
Turtles	
Hawks	
Panthers	
Rangers	

4)

Team	Points Scored
Cubs	
Turtles	
Hawks	
Panthers	
Rangers	

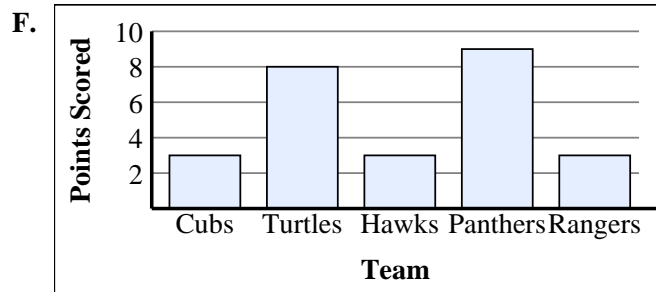
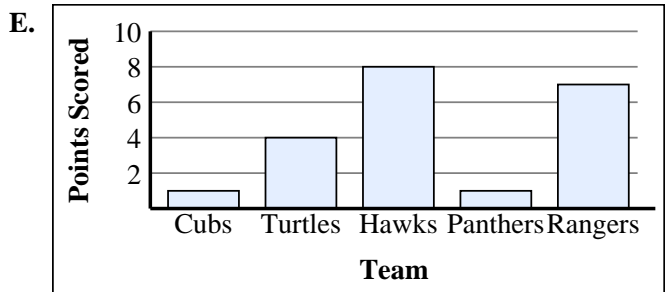
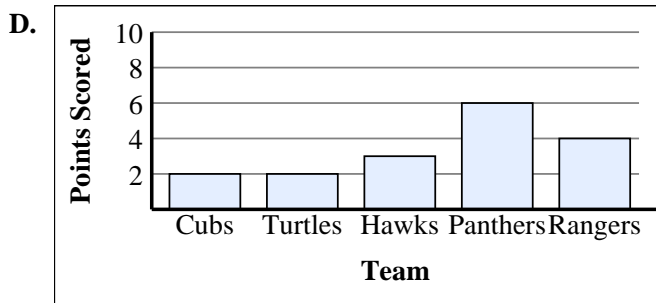
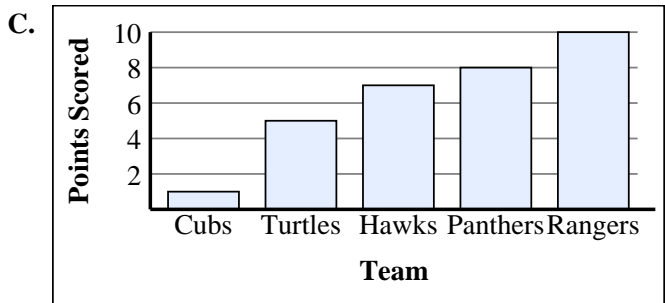
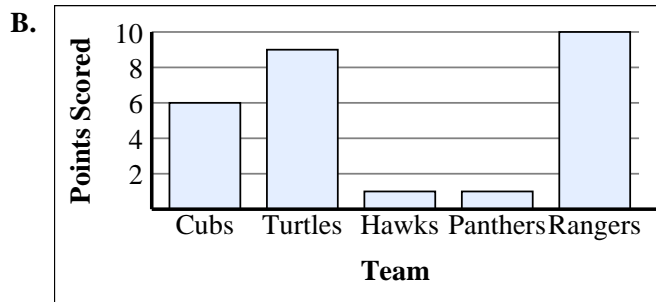
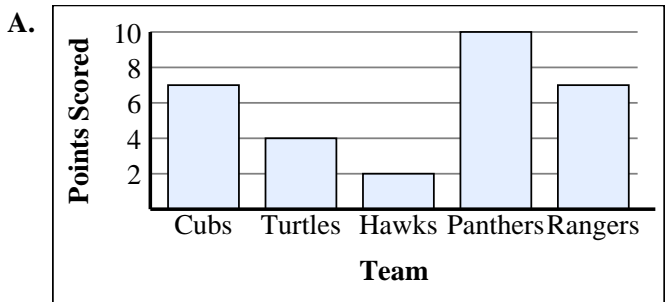
5)

Team	Points Scored
Cubs	
Turtles	
Hawks	
Panthers	
Rangers	

6)

Team	Points Scored
Cubs	
Turtles	
Hawks	
Panthers	
Rangers	

1. \_\_\_\_\_
2. \_\_\_\_\_
3. \_\_\_\_\_
4. \_\_\_\_\_
5. \_\_\_\_\_
6. \_\_\_\_\_





Match each table with the appropriate graph.

1)

Team	Points Scored
Cubs	
Turtles	
Hawks	
Panthers	
Rangers	

2)

Team	Points Scored
Cubs	
Turtles	
Hawks	
Panthers	
Rangers	

3)

Team	Points Scored
Cubs	
Turtles	
Hawks	
Panthers	
Rangers	

4)

Team	Points Scored
Cubs	
Turtles	
Hawks	
Panthers	
Rangers	

5)

Team	Points Scored
Cubs	
Turtles	
Hawks	
Panthers	
Rangers	

6)

Team	Points Scored
Cubs	
Turtles	
Hawks	
Panthers	
Rangers	

Answers

1.     **A**
2.     **F**
3.     **C**
4.     **E**
5.     **D**
6.     **B**

